

# HUTCHINSONS

HAND MADE, QUALITY GARDEN BUILDINGS

## 2012 Recomendated Retail Prices (VAT @ 20 %)

### Sheds

As all of our buildings are designed & built individually to order, we are able to supply buildings of any size (eg. 8' 4" x 5' 8" ), please ring for an individual quote.

#### Apex Sheds (aprox 6' eves)

	6' x 5'	£	585
	6' x 6'	£	595
	7' x 5'	£	615
	7' x 6'	£	625
	8' x 6'	£	700
	8' x 7'	£	730
	8' x 8'	£	775
	10' x 6'	£	940
	10' x 8'	£	1,000
	12' x 6'	£	1,255
	12' x 8'	£	1,300
	12' x 10'	£	1,360

#### Pent Sheds (aprox 6' at front)

	6' x 5'	£	585
	6' x 6'	£	595
	7' x 5'	£	615
	7' x 6'	£	625
	8' x 6'	£	700
	8' x 7'	£	730
	8' x 8'	£	775
	10' x 7'	£	940
	10' x 8'	£	1,000
	12' x 8'	£	1,255
	12' x 9'	£	1,300
	12' x 10'	£	1,360

#### Hi - Face Sheds (Single Door)

	7' x 5'	£	695
	7' x 6'	£	725
	7' x 7'	£	795
	8' x 6'	£	815
	8' x 7'	£	835
	8' x 8'	£	855

#### Hi - Face Sheds (Double Door)

	10' x 5'	£	925
	10' x 6'	£	955
	10' x 7'	£	985
	10' x 8'	£	1,015
	10' x 10'	£	1,045
	10' x 12'	£	1,075

### Workshops

#### Apex / Pent Workshops (7' Eaves & Double Doors, 3" x 2" Framework)

	8' x 8'	£	1,285		15' x 12'	£	2,285
	10' x 8'	£	1,455		15' x 14'	£	2,425
	10' x 10'	£	1,785		15' x 16'	£	2,585
	12' x 10'	£	1,925		15' x 18'	£	2,725
	14' x 10'	£	2,095		20' x 12'	£	2,885
	16' x 10'	£	2,225		20' x 14'	£	3,045
	18' x 10'	£	2,385		20' x 16'	£	3,195
	20' x 10'	£	2,525		20' x 18'	£	3,345

# HUTCHINSONS

HAND MADE, QUALITY GARDEN BUILDINGS

















**2012 Recommended Retail Prices (VAT @ 20 %)**

## Summer Houses




*Designed & built to order, allowing us to customise our buildings to any size.*

*A selection of glazing styles available.*



### **CULFORD (Square)**

	8' x 6'	£ 1,245
	8' x 7'	£ 1,315
	8' x 8'	£ 1,345
	8' x 9'	£ 1,425
	9' x 6'	£ 1,475
	9' x 7'	£ 1,535
	9' x 8'	£ 1,575
	9' x 9'	£ 1,645
	10' x 6'	£ 1,685
	10' x 7'	£ 1,755
	10' x 8'	£ 1,785
	10' x 9'	£ 1,865
	10' x 10'	£ 1,935
	12' x 7'	£ 1,975
	12' x 8'	£ 2,015
	12' x 10'	£ 2,195




### **BENTLEY (Corner)**

	7' x 7'	£ 1,355
	8' x 8'	£ 1,555
	9' x 9'	£ 1,755

### **HAUGHLEY (Octagonal)**

	6' x 6'	£ 995
	8' x 6'	£ 1,195

### **ICKWORTH (Octagonal)**

	6' x 6'	£ 1,155
	8' x 6'	£ 1,355
	8' x 8'	£ 1,655

***Additional windows can be added @ £ 125 per window***

***To add internal storage divide to Culford, Christchurch & Bentley Summerhouses add £ 495***

- > ***Buildings are supplied treated with an external base coat & glazing included.***
- > ***Wall and floor timbers are tongue & groove throughout.***
- > ***Roofing felt is supplied in rolls. Felt tiles are available as an optional upgrade.***
- > ***Delivery & erection service is not included, but is available upon request.***
- > ***Customers are responsible for providing adequate access & a suitable base before delivery.***
  
- > ***Hutchinsons maintain a policy of continued improvement and so reserve the right to change the specification of any buildings.***  
***Customers with orders outstanding will be informed of relevant changes.***

# HUTCHINSONS

HAND MADE, QUALITY GARDEN BUILDINGS

**2012 Recommended Retail Prices (VAT @ 20 %)**

## **Garden Studios / Hobby Rooms**

- > *Designed & built to order, allowing us to customise our buildings to any size.*
- > *Internal dividing walls can be designed to sub-divide the building shell into smaller rooms / storage.*
- > *Building can be lined internally, incorporating insulation.*
- > *Power and lighting can also be included into design.*
- > *A selection of glazing styles available, ( inc. Double Glazing ).*

### **CHRISTCHURCH (Arched Roofline)**

*These unique garden rooms are individually designed and built to our customers' requirements, therefore, we cannot offer a pricing chart as with our other buildings.*

10' x 8' Symetrical roof    £    2,545                       10' x 8' Asymetric roof    £    2,785

*The two prices are offered merely as a guide, please ring for an individual quote.*

### **TRINITY (Split Roofline with Glazed Skylight Windows)**

*As with the Christchurch buildings these custom built garden rooms are individually designed and built, therefore prices are quoted on individual designs.*

10' x 8' Asymetric roof    £    2,395                       10' x 8' Lining ( inc. Insulation )    £    985

*The two prices are offered merely as a guide, please ring for an individual quote.*

### **VICTORIAN (Apex Roof with Curved Laminates)**

*Individually built Octagonal garden rooms constructed with a bespoke curved apex roof*

10' x 10' Octagonal building    £    3,495

*This price is offered merely as a guide, please ring for an individual quote.*